



# FOXTEL Quickstart Guide




# 1. The FOXTEL remote control



## 2. Watching FOXTEL

<b>How to search for programs</b>	<p>Press the TV guide button on the remote to view available programming for up to seven days in advance. You can search by channel, name or genre. Or select Search Programs from the TV guide to search by screening time. You can use the alphabetical search if you know the name of the program.</p>	
<b>How to set your PIN for parental control and channel restrictions</b>	<p>If you are worried about your kids seeing shows not suitable for them, you can block certain channels or set viewing restrictions by the rating classification. Remember to personalise your PIN (the default is 1234). Simply press the Setup button on the FOXTEL remote, select System Setup then Parental Control and follow the prompts. Adults Only and R Rated programming requires PIN access.</p>	

## 3. Personalise your viewing

<b>How to personalise the FOXTEL set up</b>	<p>You can change your personal settings while watching a specific program by pressing the Setup button. Then select the relevant menu.</p> <p>Program Display allows you to make temporary changes to how you view regular or widescreen pictures.</p> <p>Closed Captions allows you to temporarily use subtitles on a program (where available).</p> <p>System Setup lets you change your Parental Control PIN and explore your planner settings.</p>	
---	---	---



## 4. Ordering Pay-Per-View

### How to order Pay-Per-View movies, sports & events and adult entertainment

Want to watch a FBO On Demand movie, MAIN EVENT or Adults Only Pay-Per-View?

Press the Box Office button, scroll down to select your choice of program and follow the prompts to order.

You will need to have the FOXTEL set top unit connected to a landline telephone connection to be able to order via the FOXTEL remote, alternatively you can call 133 111 to order over the phone.

\*FBO On Demand, MAIN EVENT, Adults Only not available to some subscribers. Ordering a FOXTEL Box Office, MAIN EVENT, or Adults Only via the remote requires a landline telephone connection and working return path. Not redeemable for cash.

Note: Adults Only requires your PIN (see Watching Foxtel and Parental Control)

box office

## 5. Accessing Active Services

### How to access Active Services

Press the Active button and select the service you want to watch:\*

**SKY News Active** – choose how and when you watch the news.

With multiple choice – you can select from top stories, headlines, sports, business reports and more.

**FOXTEL Weather Active** – get up to the minute weather reports for your postcode, before you leave the house!

**Air Active** – amplify your music collection with 30 digital audio channels – huge choice, all at the touch of a button!




**FOX SPORTS News Active** – become a sports expert in the blink of an eye. It's now possible to watch the latest sports news, when you want it.

\*Some Active Services are not available to all subscribers.

active



## 6. Troubleshooting

<p>Before calling for help, please run through the following:</p>	<ol style="list-style-type: none"><li>1. Check that the power lead from the FOXTEL set top unit is connected to the power point and that the power point is turned on.</li><li>2. Check that your television is on your FOXTEL channel. If it is, ensure you have pressed the FOXTEL button on the FOXTEL remote.</li><li>3. Check that the Smartcard is inserted correctly – the gold chip is facing down and the arrow on the top of the Smartcard is pointing into the FOXTEL set top unit.</li><li>4. Check that the FOXTEL cable from the wall plate to the FOXTEL set top unit is tightly secured.</li><li>5. Check that the leads from the FOXTEL to the TV are connected.</li><li>6. Perform a re-boot of the FOXTEL. Switch the FOXTEL off at the power point. After 30 seconds turn the power back on, wait a further 90 seconds and press the FOXTEL button on the FOXTEL remote to restore pictures. Please make sure that you don't move the FOXTEL set top unit when switching off the power.</li></ol>	
<p>Important TV care information</p>	<p>Do not allow a still image to be displayed on your TV screen for an extended period of time. This can cause a permanent residual image (burn-in) to remain on your screen.</p> <p>Plasma, rear projection and LCD televisions are at a higher risk of burn-in. Always consult your television manufacturer's manual for proper operating instructions.</p>	
<p>For your safety</p>	<p>The FOXTEL set top unit has been manufactured to meet Australian and international electrical and safety standards.</p> <p>Never tamper with the FOXTEL set top unit.</p> <p>Make sure that all electrical connections are safe and secure and have been properly installed.</p> <p>Disconnect the FOXTEL set top unit from the power supply at the powerpoint before you disconnect any other equipment from its rear panel.</p>	
<p>Where to find out even more about your FOXTEL</p>	<p> Check our FAQs at <a href="http://optus.com.au/customerhelp">optus.com.au/customerhelp</a> for further assistance.</p> <p> The Help Channel gives you a thorough, step-by-step approach to understanding everything there is to know about FOXTEL, the FOXTEL remote and more. To display the Help Channel, simply press <b>help</b> on the FOXTEL remote, or go to channel 999.</p> <p> For your complete entertainment and listings guide you can view the Online TV Guide at <a href="http://optuszoo.com.au">optuszoo.com.au</a></p> <p> If you have any questions about your FOXTEL service please call us on 133 311. We are ready to take your calls 24 x 7.</p>	

# FOXTEL set-up

Please keep this information handy, as you may need to reference for assistance or troubleshooting.

In my...	<input type="text"/>	<input type="text"/>	<input type="text"/>	room
On my TV FOXTEL is tuned to...	<input type="text"/>	<input type="text"/>	<input type="text"/>	on my TV remote
I can find this channel by pressing...	<input type="text"/>	<input type="text"/>	<input type="text"/>	
On my DVD/VCR, FOXTEL is on tuned to...	<input type="text"/>	<input type="text"/>	<input type="text"/>	on my DVD/VCR remote
I can find this channel by pressing	<input type="text"/>	<input type="text"/>	<input type="text"/>	
On my TV, I access my DVD/VCR channel by pressing the AV button on the FOXTEL remote.	<input type="checkbox"/>	Tick if applicable		
<b>OR</b>				
My DVD/VCR is tuned to...	<input type="text"/>	<input type="text"/>	<input type="text"/>	on my TV
I can find this channel by pressing...	<input type="text"/>	<input type="text"/>	<input type="text"/>	on my TV remote
Telephone landline connected to FOXTEL	<input type="text" value="Yes/No"/>	<input type="text" value="Yes/No"/>	<input type="text" value="Yes/No"/>	
Digipath connected	<input type="text" value="Yes/No"/>	<input type="text" value="Yes/No"/>	<input type="text" value="Yes/No"/>	
Parental Control PIN	<input type="text"/>	<input type="text"/>	<input type="text"/>	
It is recommended that you change your PIN from the default 1234. Keep this PIN private and in a safe place.				

## Caution

### Do

- ✓ Allow at least 10cm of space above and around the FOXTEL set top unit to ensure a free flow of air around the FOXTEL .
- ✓ If the FOXTEL set top unit is placed with other items of audio/video equipment in a cabinet, make sure all items have sufficient space around them, to allow ventilation and prevent overheating.

### Don't

- ✗ Don't pick up or move the FOXTEL set top unit while it is connected to the mains supply. If you want to move the FOXTEL set top unit, first disconnect it, then wait at least 30 seconds before continuing.
- ✗ Don't stand the FOXTEL set top unit on soft furnishings or carpets. Do not cover any ventilation slots.
- ✗ Don't place the FOXTEL set top unit in an unventilated cabinet or on top of a unit which emits heat (e.g. a TV).
- ✗ Don't stack items of audio/video equipment in a crowded space.
- ✗ Don't use or store the FOXTEL set top unit in hot, cold, damp or dusty places.
- ✗ Don't put anything on the FOXTEL set top unit which might melt, drip or spill into it. Never stand objects filled with fluids, such as vases, on top of the FOXTEL set top unit.
- ✗ Never place naked flame sources, such as lighted candles, on top of the FOXTEL set top unit.